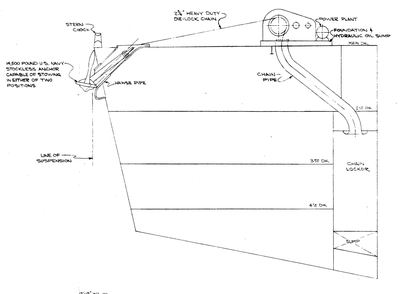

ELEVATION AT ℄
LOOKING TO PORT

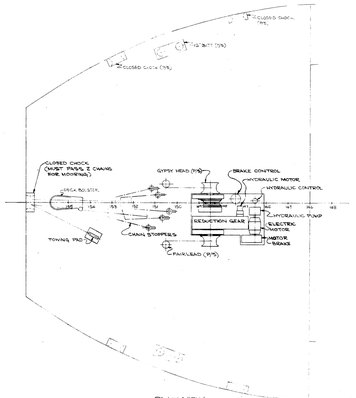

PLAN VIEW
MAIN DK.

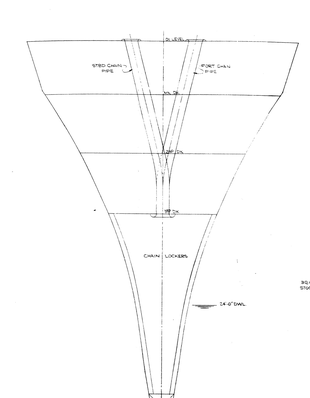

SECTION AT FRAME ℄
LOOKING AFT

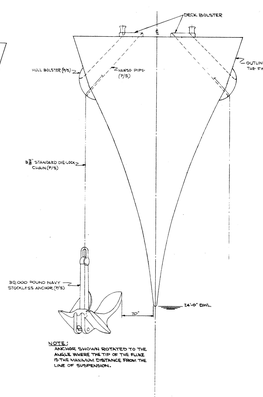

NOTES:
ANCHORS SHOWN ROTATED TO THE ANGLE WHERE THE TOP OF THE FLUKE IS THE MINIMUM DISTANCE FROM THE LINE OF SUSPENSION.

VIEW OF BOW
LOOKING AFT

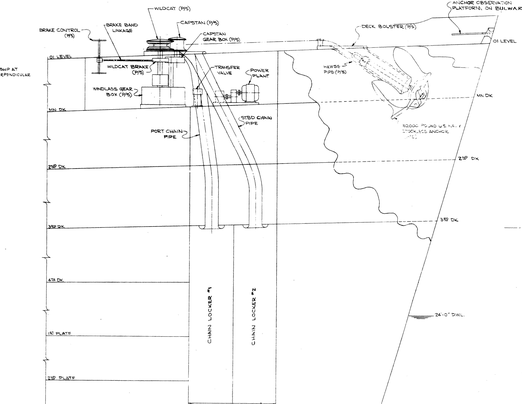

ELEVATION AT ℄
LOOKING TO PORT

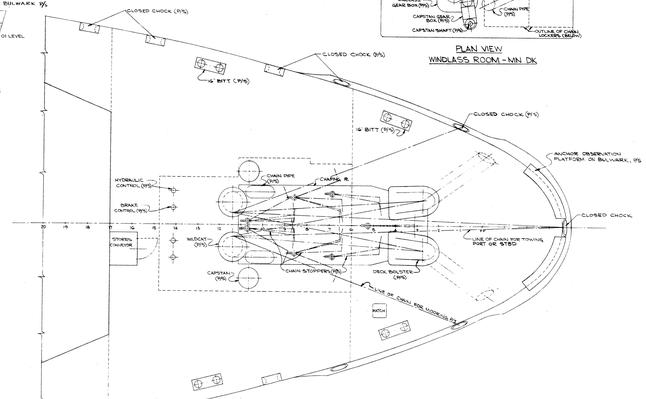

PLAN VIEW
01 LEVEL

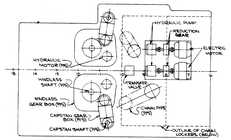

PLAN VIEW
WINDLASS ROOM - MIN DK.

DEPARTMENT OF THE NAVY		BUREAU OF SHIPS	WASHINGTON, D. C.
DRAWN		SUBMARINE TENDER (AS 34) ANCHOR STOWAGE AND HANDLING	
TRACED			
CHECKED			
LAYOUT			
DESIGN			
ELECTRICAL			
ELECTRONIC			
STRUCTURAL			
HULL			
MECHANICAL			
SUBMITTED		APPROVED	DATE
		CHIEF OF BUREAU OF SHIPS	
		CHIEF OF BUREAU OF SHIPS	CODE
HULL CONTRACT GUIDANCE PLAN		AS 34	BSO 212(B)(5)
		SCALE 1/4" = 1'-0"	