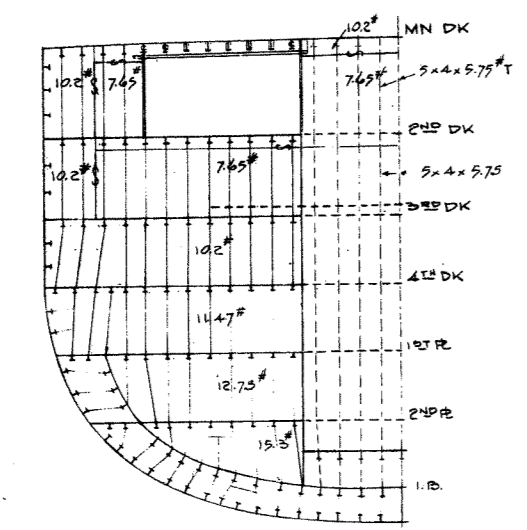
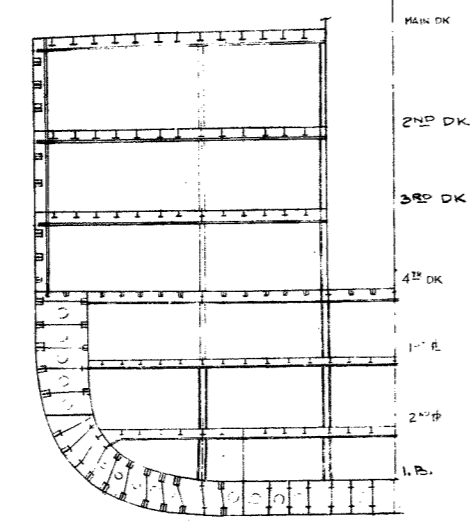


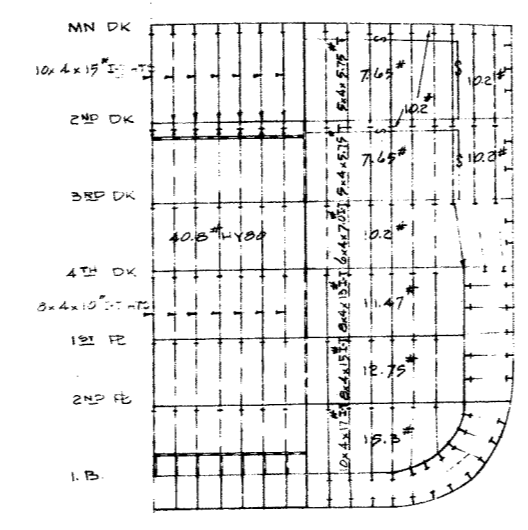
WEB FR 16' AFT 130  
STBD LOOKING AFT



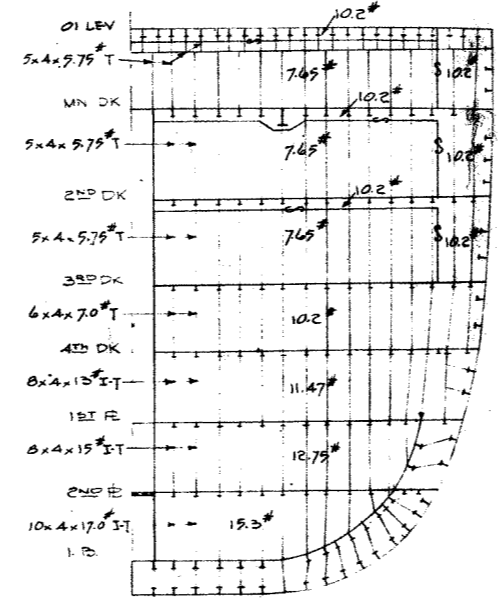
BHD AT FR 110  
STBD LOOKING AFT



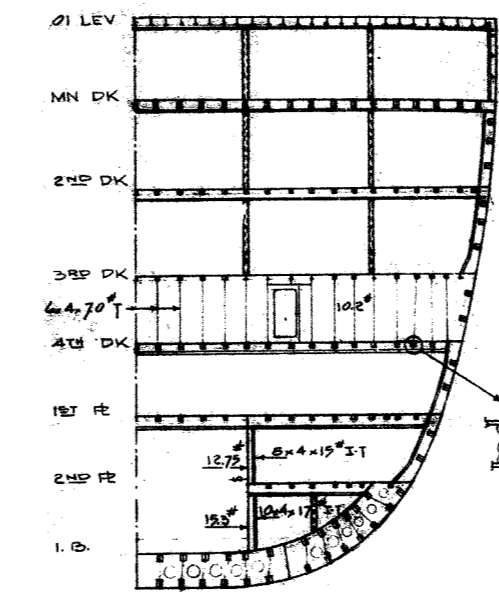
WEB FR 93 1/2  
STBD LOOKING AFT



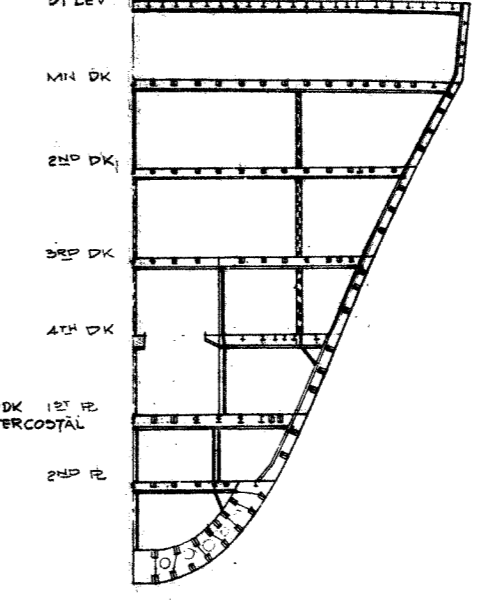
BHD AT FR 79 1/2  
STBD LOOKING FWD



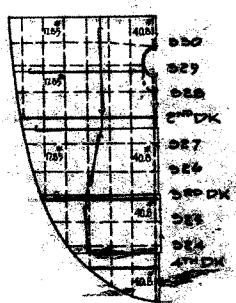
BHD AT FR 48 1/2  
STBD LOOKING FWD




WEB FR 42  
STBD LOOKING FWD



WEB FR 24  
STBD LOOKING FWD



SHULL EXPANDED AT A.P.



WEB FRAMED - BELOW 1ST PLAT 15.5' FE  
 ABOVE 1ST PLAT 16 x 7 x 26" I-T  
 INTERMEDIATE WEB FRAMES 12 x 6 1/2 x 26" I-T

FRAMES - BELOW 1" 15 - 15.5" FE  
 ABOVE 1" 15, BELOW GIRDER 21 x 8 1/2 x 68" I-T  
 ABOVE GIRDER 16 x 7 x 26" I-T

WEB FRAMES 16 x 7 x 26" I-T ABOVE 4TH DK 15.5" FE BELOW  
 INTERMEDIATE WEB FRAMES ABOVE 2ND PLATFORM  
 16 x 7 x 50" I-T, BELOW 15.5" FE

WEB FR ABOVE MAIN DECK 12 x 6 1/2 x 27" I-T

INTERCOSTAL PLATE STIFFENERS  
 ABOVE 5TH DK 3 x 4 x 4.25" T  
 BET 5TH DK & 4TH DK 3 x 2 1/2 x 4.5" T  
 BELOW 4TH DK 3 x 4 x 5.75" T

- 01 LEVEL
- BH 50
- BH 51
- BH 52
- MAIN DECK
- BH 53
- BH 54
- BH 55
- BH 56
- BH 57
- BH 58
- BH 59
- BH 60
- BH 61
- BH 62
- BH 63
- BH 64
- BH 65
- BH 66
- BH 67
- BH 68
- BH 69
- BH 70
- BH 71
- BH 72
- BH 73
- BH 74
- BH 75
- BH 76
- BH 77
- BH 78
- BH 79
- BH 80
- BH 81
- BH 82
- BH 83
- BH 84
- BH 85
- BH 86
- BH 87
- BH 88
- BH 89
- BH 90
- BH 91
- BH 92
- BH 93
- BH 94
- BH 95
- BH 96
- BH 97
- BH 98
- BH 99
- BH 100